



匡智屯門晨曦學校


Hong Chi Morninglight School, Tuen Mun

In order to enhance the efficiency to disseminate school information and to collect parents' reply, the school will adopt "Grwth e-Communication Platform" (hereafter referred to as "Grwth platform") to send instant messages and e-Notice. We hope that parents will cooperate with us to use the platform.

Due to software updates, **the software name and icon have also been changed.** New users or those who have changed their phone or re-downloaded the electronic device must install the new version of the **Grwth Platform**. Please take note of the below.



Grwth (the old version icon)



Grwth AI (the new version icon)

Grwth User Manual

Parents must use the account information of students' Grwth platform. (Information has been pasted on page 13 of Student Communication Book)



User Manual has been uploaded to school website >Parents Zone> Grwth User Manual

<http://www.hctmml.edu.hk>

If parents have enquiries on the installation or operation of the platform, you can get support from the below methods:

- i. Contact school technicians by calling school during school office hours
- ii. Contact Customer Service Center of Grwth platform (Tel: 3955 6600)
- iii. Browse the website of "Grwth Support Center" <https://www.grwth.hk/>


Index

| Content | Page |
|---|--------------|
| A Installation of Grwth Platform | |
| 1 Download Grwth Application (Smartphone/ Tablet) | Page 3 |
| 2 Register Grwth Account | Page 4 |
| 3 Connect Children’s Account | Page 5 – 6 |
| B Instant Message | |
| 1 Reading Instant Message | Page 7 |
| C E-Notice | |
| 1 Reading e-Notice | Page 8 |
| 2 Signing e-Notice | Page 9 |
| D School Calendar | |
| 1 Reading School Calendar | Page 10 |
| E Others | |
| 1 Switch to school/ Grwth platform company information | Page 11 |
| 2 Forgot password when replying e-Notice | Page 12 - 13 |
| 3 Switching accounts of children (applicable to parents who have more than 1 child studying at our school) | Page 14 - 15 |
| 4 Other Enquiries | Page 16 |
| Appendix 1: Steps to download APK file to install GRWTH platform (applicable to Android smartphones where Google is not supported) | Page 17- 20 |

A Installation of Grwth Platform


1 Download Grwth Platform (Smartphone/ Tablet)

1. Parents who use Android smartphone/ tablet can go to:

 Play Store and search “Grwth AI” to download Grwth platform

2. Parents who use Apple system (iOS) smartphone/ tablet can go to:

 App Store and search “Grwth AI” to download Grwth platform


3. Since some Android smartphone do not have  Google Play Store, please go to

<https://www.grwth.hk> to download APK file. Please refer to Appendix 1 for details of

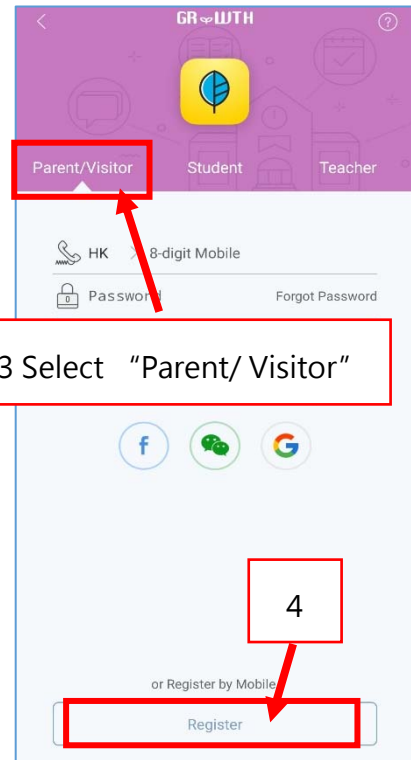
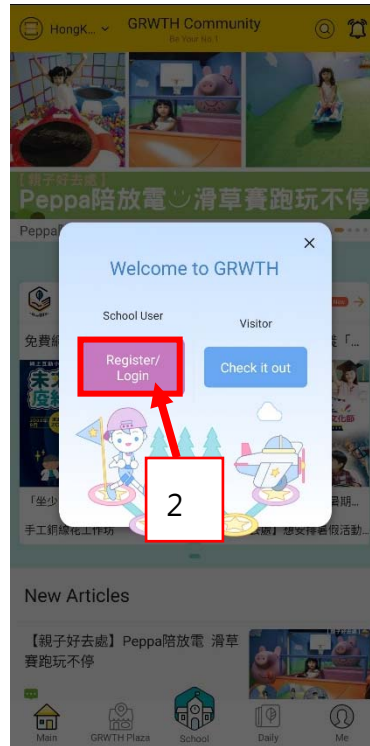
installation steps.



2 Register Grwth Account



1 Click Grwth Platform

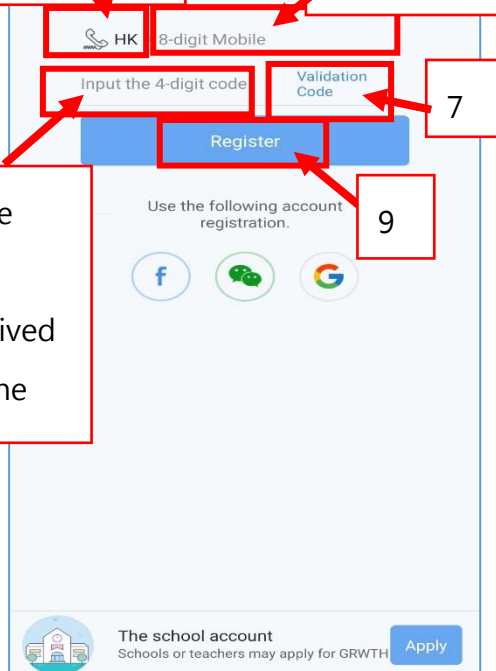


3 Select "Parent/ Visitor"

4

5 Select Location
(HK)

6 Enter
Phone Number

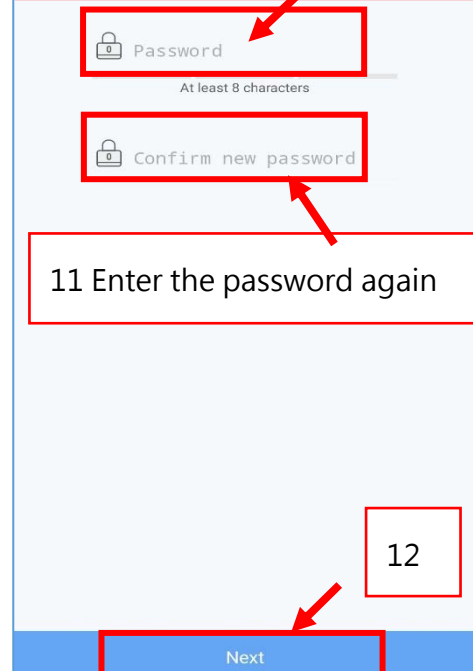


8 Enter the
validation
code received
from phone

9

10 Set password

* Password of at least 8 characters



11 Enter the password again

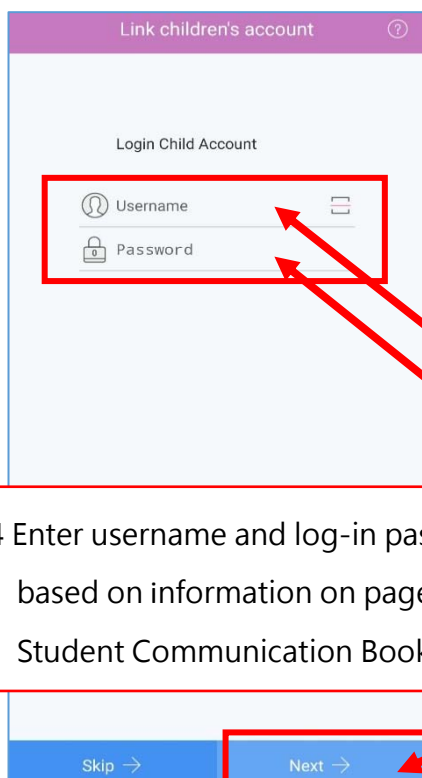
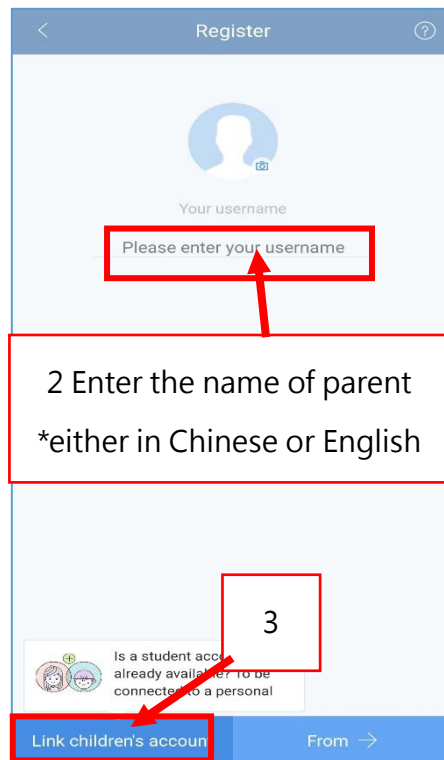
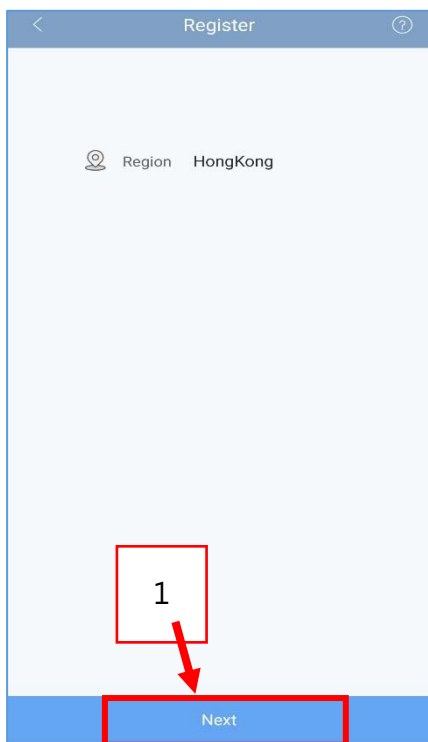
12

* After successfully register an account, parents have to **connect the account of your children** in order to receive and read the e-messages and sign e-Notice sent by our school.

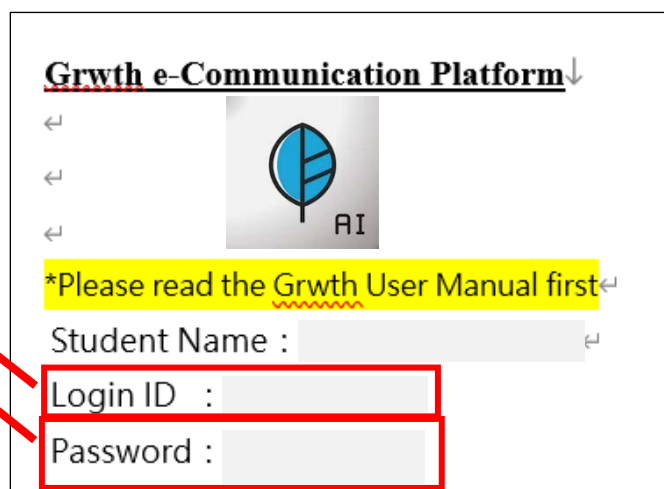
For the steps, please refer to page 5 and 6 of this manual.

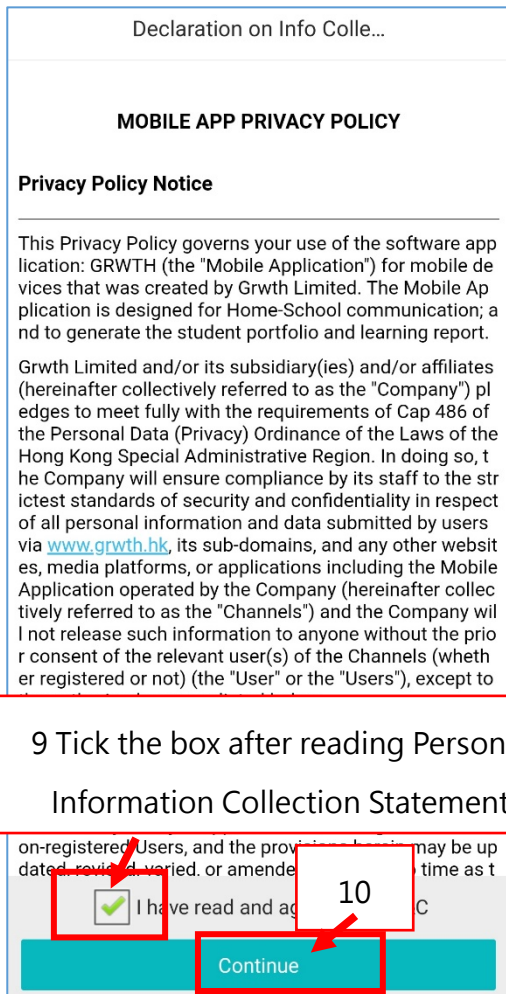
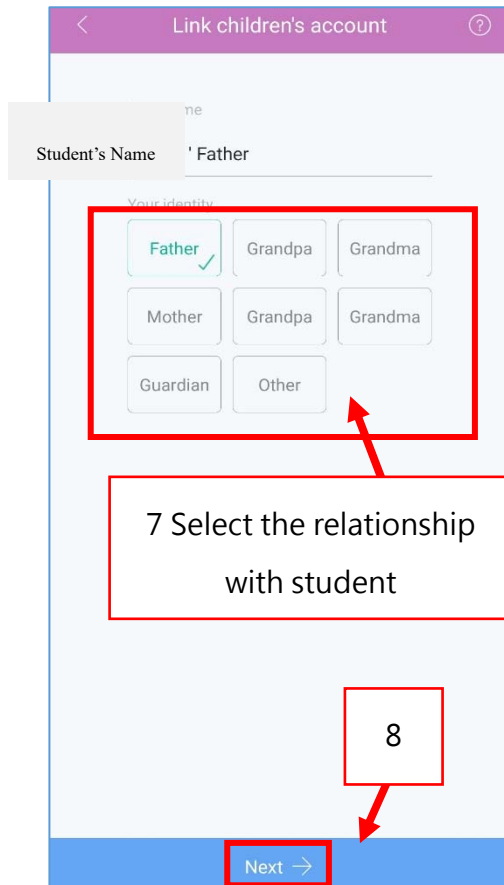
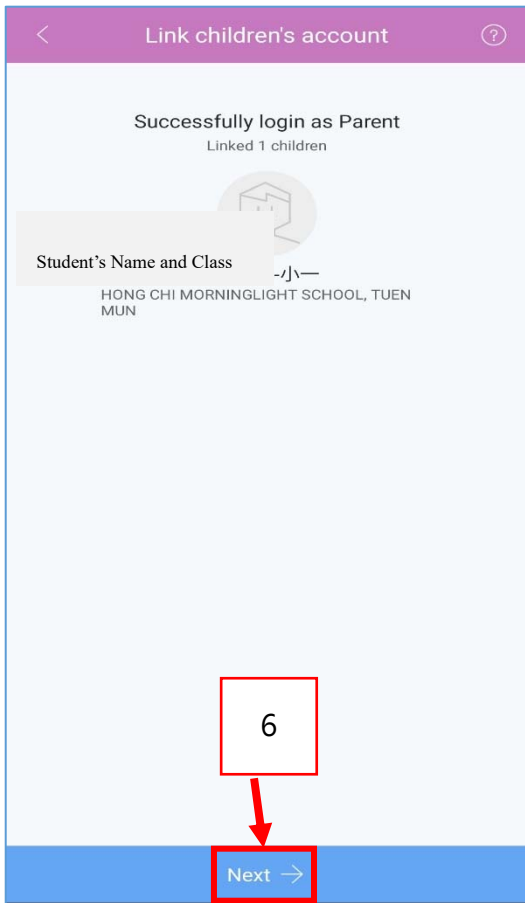
3 Connecting Children' s Account (Parents have to complete this step after registration)

For student' s account information, please go to page 13 of Student Communication Book. Only after your children' s account is successfully connected, parents can receive and read the e-messages and sign e-Notice sent by school.

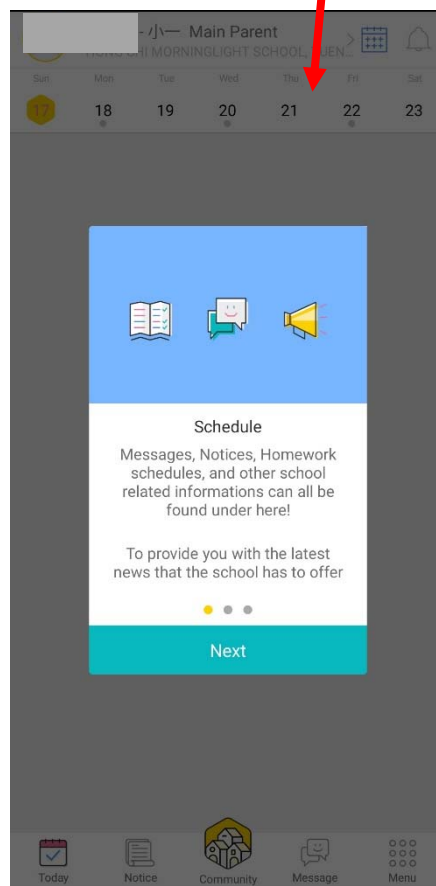


Sample of Children' s Account Information





Display of successfully connected to Student's account



B Instant Message

When the school send instant e-messages to parents, parents will receive a notification from Grwth platform and then they can open Grwth platform to read the messages.

1. Reading Instant Message

-小- Main Parent
HONG CHI MORNINGLIGHT SCHOOL, TUEN...

Sun Mon Tue Wed Thu Fri Sat
17 18 19 20 21 22 23

✓ You have completed 1 item(s) today

2 Click "Read More" to read the full content of the instant message

由於三號熱帶氣旋警告信號現正生效，教育局宣佈今日停課。（訊息由匡智屯門晨曦學校發出）

Read more

HONG CHI MORNINGLIGHT SCHOOL, T...
09:40 Sent by Admin

Everything is well handled!

1

Today Notice Community Message Menu

Sample of the full content of the instant message

由於三號熱帶氣旋警告信號現正生效，教育局宣佈今日停課。（訊息由匡智屯門晨曦學校發出）
As the Tropical Cyclone Warning Signal No. 3 is now in force, the EDB has announced that classes of schools are suspended today. (Message from Hong Chi Morninglight School, Tuen Mun

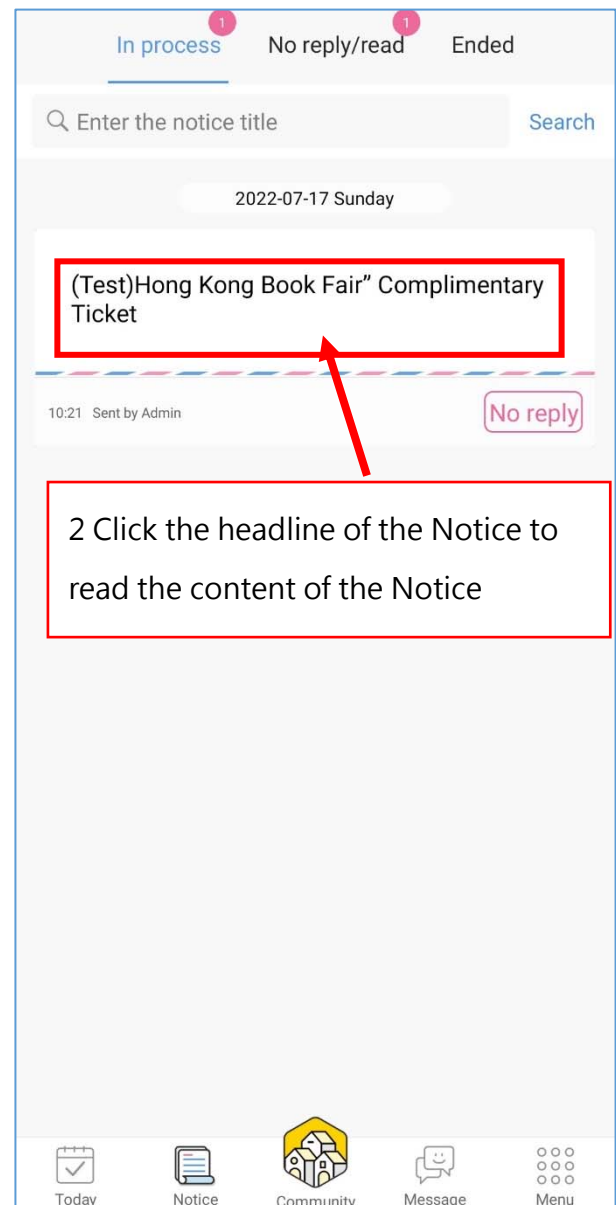
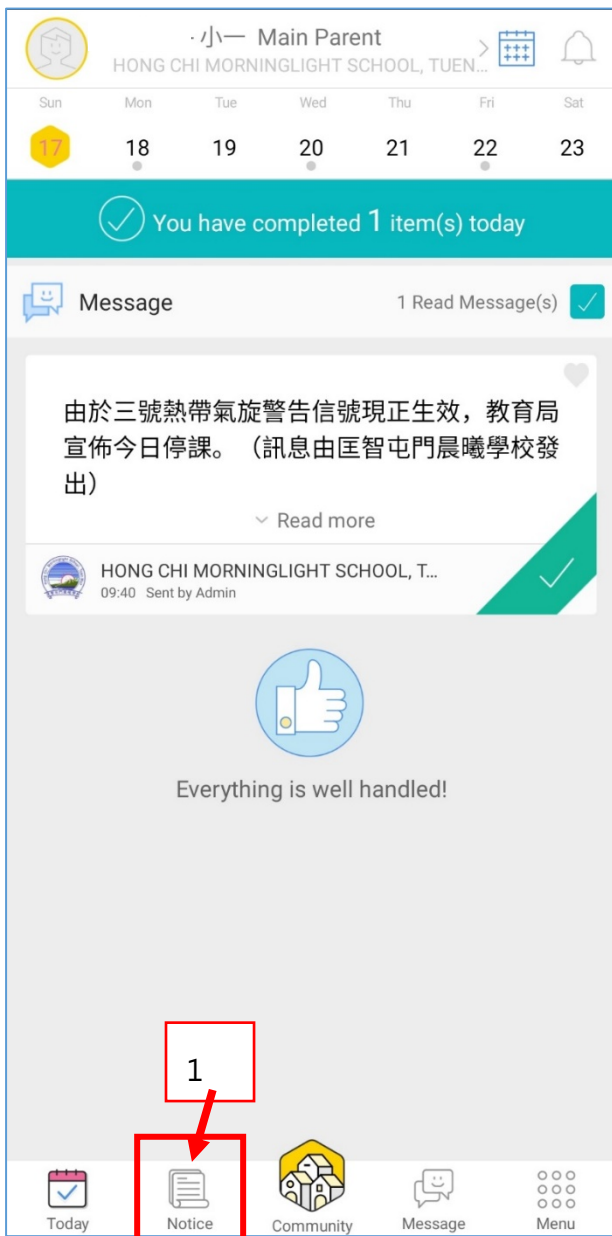
^ Put away

* A tick (✓) will be shown by the system after the full message is read by parents.

C E-Notice

When the school send instant e-Notice to parents, parents will receive a notification from Grwth platform and then they can open Grwth platform to read the E-Notice.

1. Reading e-Notice



2. Signing E-Notice

After reading the content of the e-Notice, parents can immediately sign the e-Notice.

(Test)Hong Kong Book Fair" Complimentary Ticket
2022-07-17 To 2022-07-18

Hong Chi M

Dear Parents/ Guardians,

"Hong Kong B

In order to encourage students to read "Hong Kong Book Fair" has distributed complimentary tickets for the participation of parents and students. Details are as follows:

| | |
|--------|---|
| Date: | July 20-26, 2022 (Wednesday to Sunday) |
| Time: | July 20-21, 2022: 10:00am - 6:00pm July 22, 2022: 10:00am - 6:00pm |
| Venue: | Hong Kong Convention and Exhibition Centre |

Notes:

- If parents are interested, please complete the reply slip below. Each parent can only apply for 2 complimentary tickets.
- If there are too many applications, the school will randomly select parents to participate. Therefore, parents should apply as soon as possible. This application will not be refunded.
- This activity is not held at the Hong Kong Convention and Exhibition Centre.**

Please complete the reply slip and return it to the school. If you have any enquiries, please call the school. Thank you for your kind attention.

1

Reply Slip ^

(Test)Hong Kong Book Fair" Complimentary Ticket
2022-07-17 To 2022-07-18

Question 1

I acknowledged the details of the arrangements.

I agree to apply for the 2 complimentary tickets of Hong Kong Book Fair.

I do not agree to apply for the 2 complimentary tickets of Hong Kong Book Fair.

Remarks

2

3

Reply

4 Enter the log-in password (*The password is set by parent)

Password unlock

Authenticate with password

Enter your password

Ok

5

Activate biometric authentication to get faster authentication and better protection!

Biometric authentication

I agree to apply for the 2 complimentary tickets of Hong Kong Book Fair.

I do not agree to apply for the 2 complimentary tickets of Hong Kong Book Fair.

Remarks

Reply

(Test)Hong Kong Book Fair" Complimentary Ticket
2022-07-17 To 2022-07-18

Attachment

活字2021-2022_30_有關索取「香港書展」贈券事...
125.7kb

Reply Slip v

Question 1

I acknowledged the details of the arrangements.

I agree to apply for the 2 complimentary tickets of Hong Kong Book Fair.

I do not agree to apply for the 2 complimentary tickets of Hong Kong Book Fair.

Remarks

Mrs Luk has replied in 2022-07-17 10:26:33

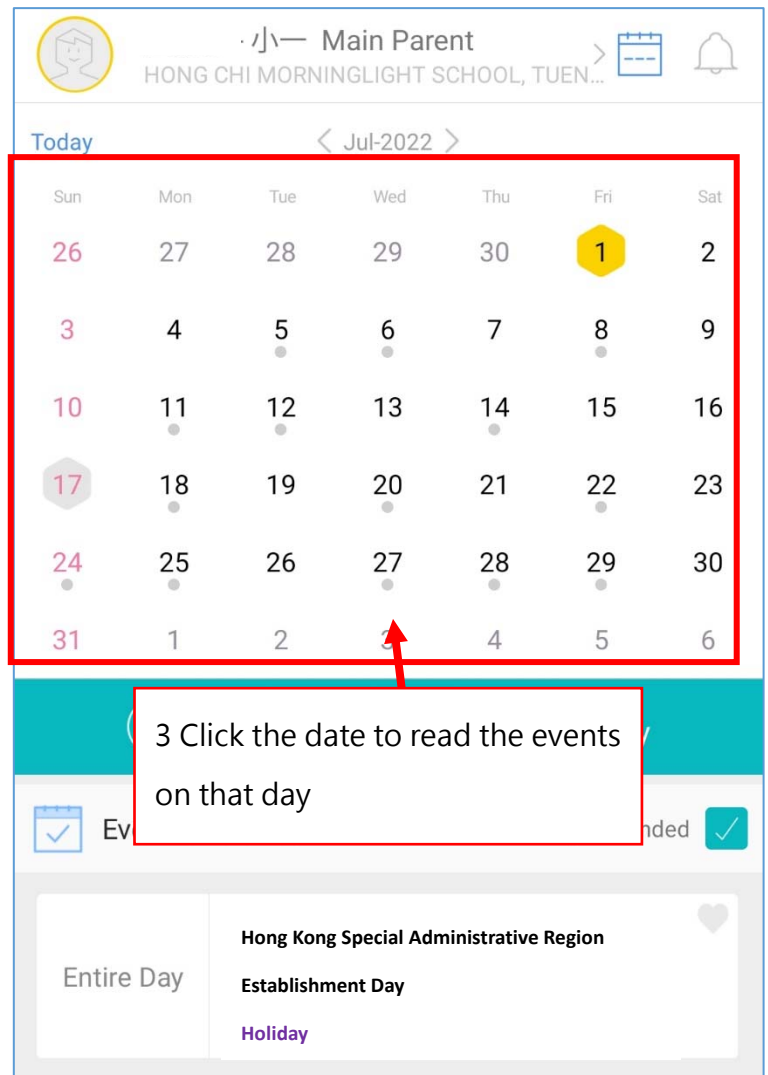
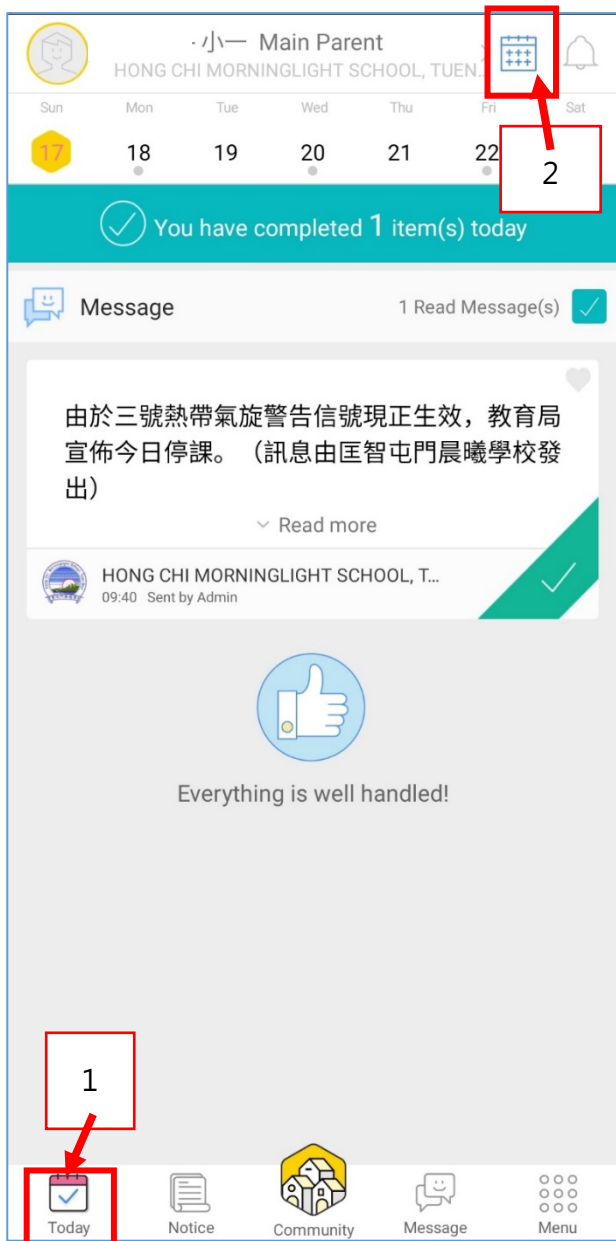
Things to note:

- When signing and replying e-Notice, parents should choose the options carefully. **Once the signature is confirmed, no changes can be made.**
- If parents need to amend the options, you have to call class teacher.**
- The system will automatically send notification to remind parents to reply the e-Notice before deadline. Parents should sign the e-Notice as soon as possible before the deadline. After the deadline, it will be considered as failure to submit e-Notice.**

* System will show the replying person and reply date after the reply is submitted.

D School Calender

1. Read School Calender



E Others

1. Switch to school/ Grwth platform company information

Besides information of our school, Grwth platform will provide other information from the Grwth platform company. Parents can switch the display by clicking “School” or “Community” button.



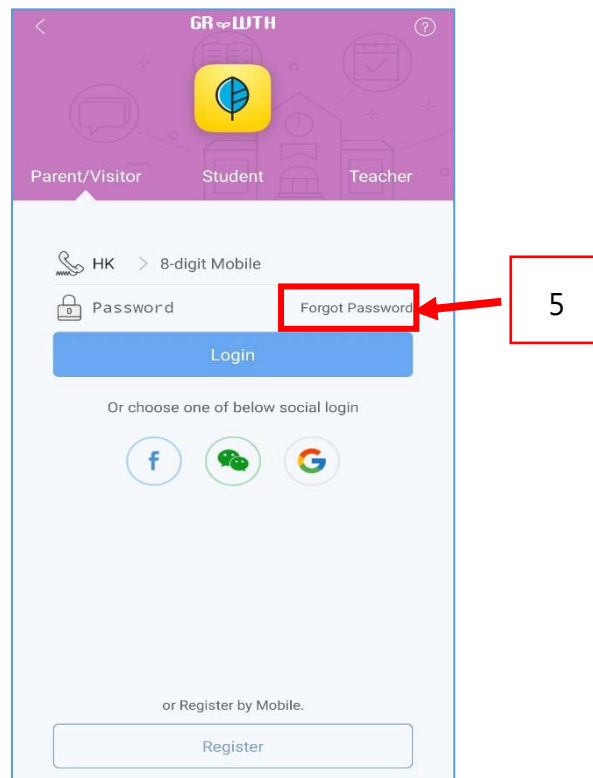
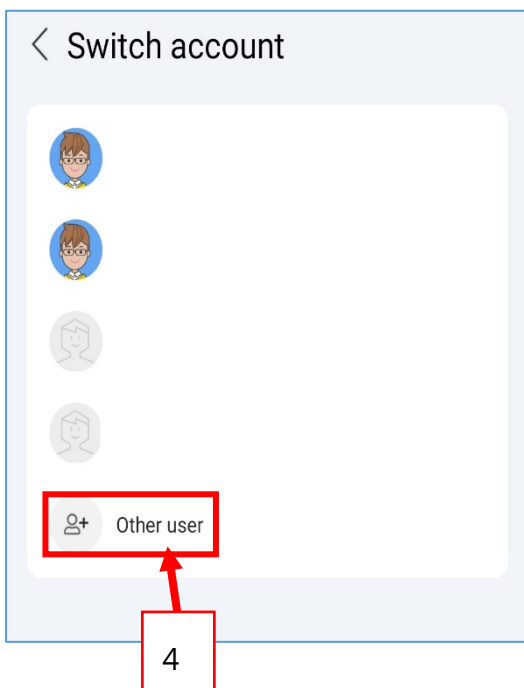
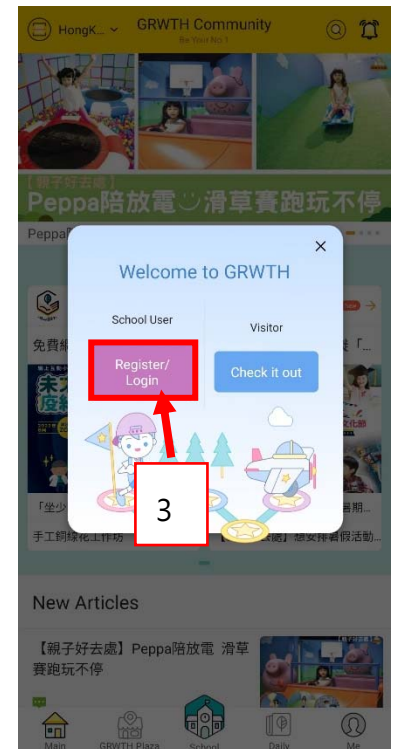
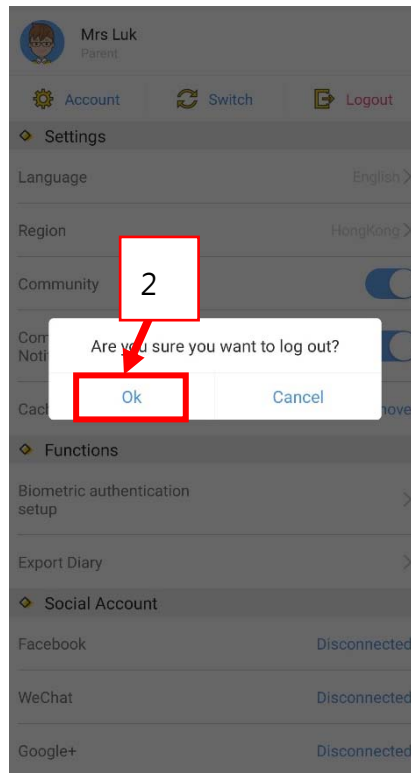
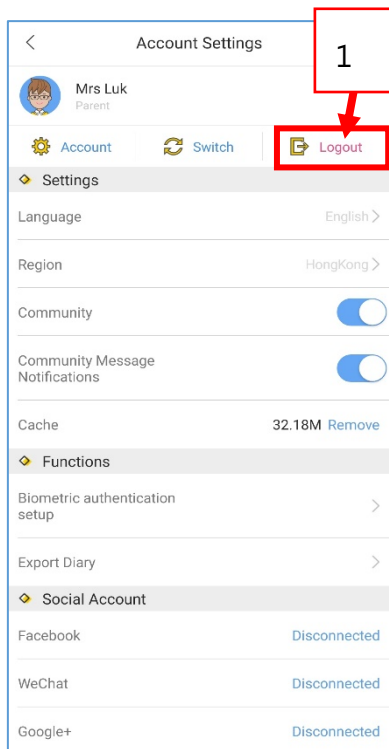
Buttons related to school information

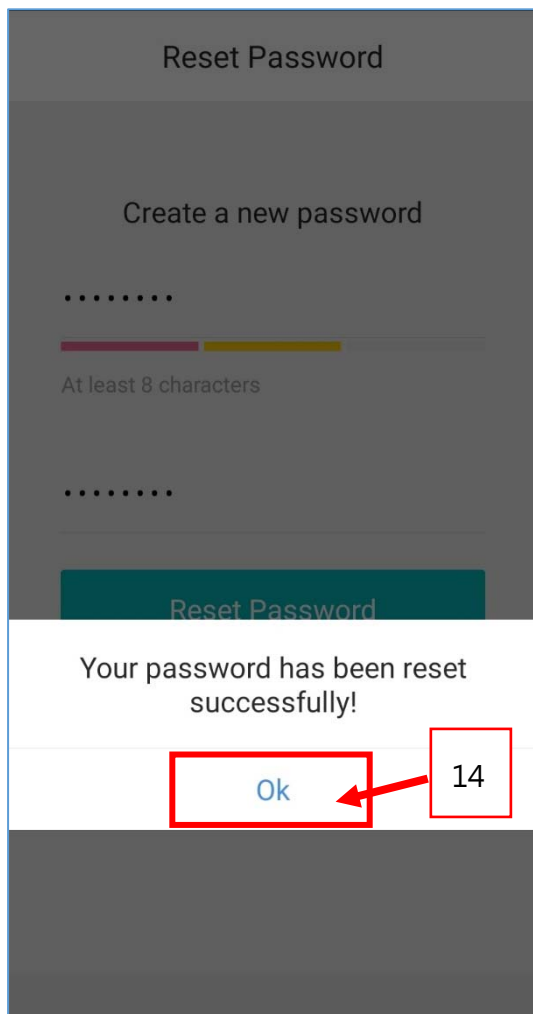
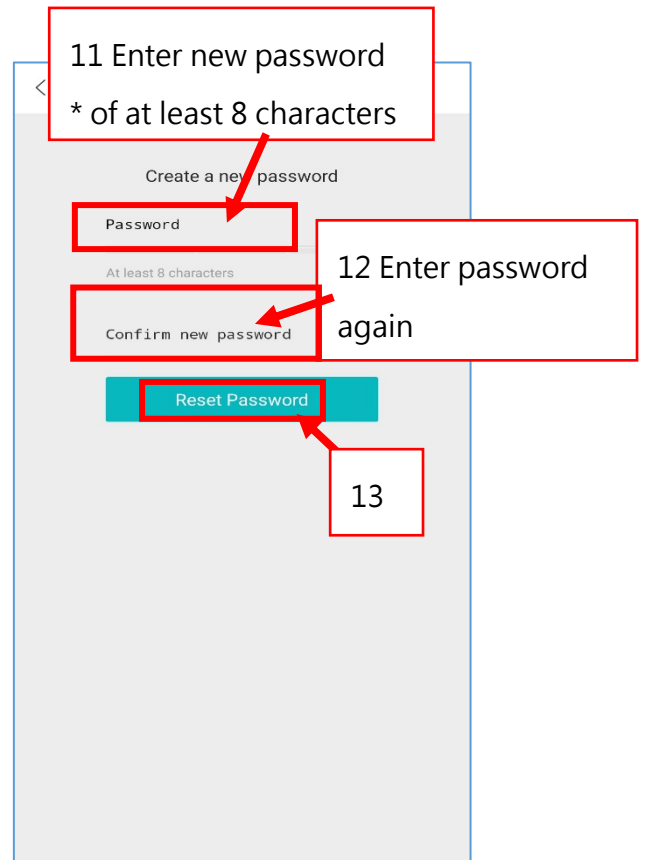
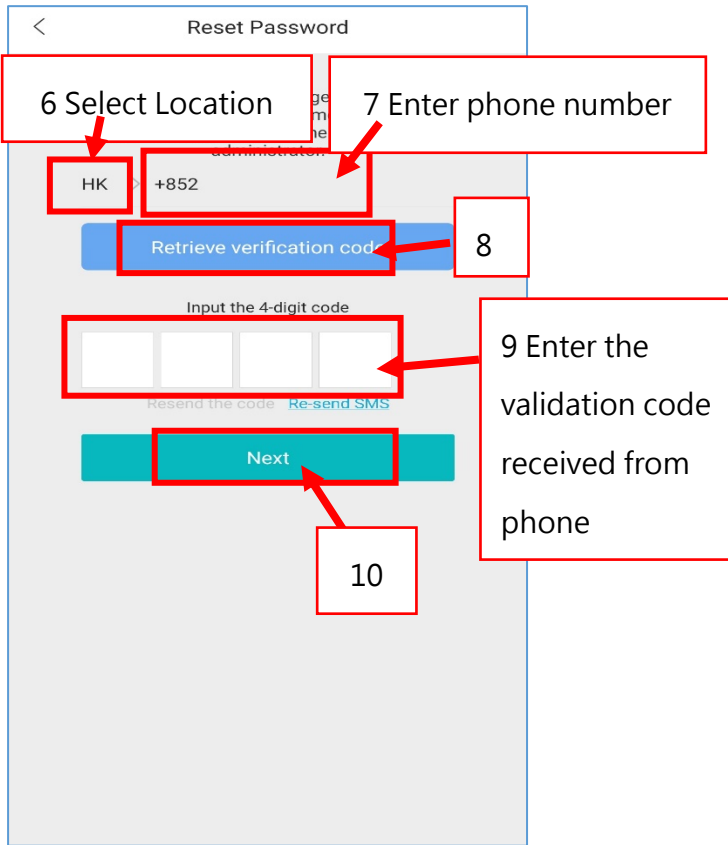


Buttons related to information of Grwth company

2. Forgot password when replying e-Notice

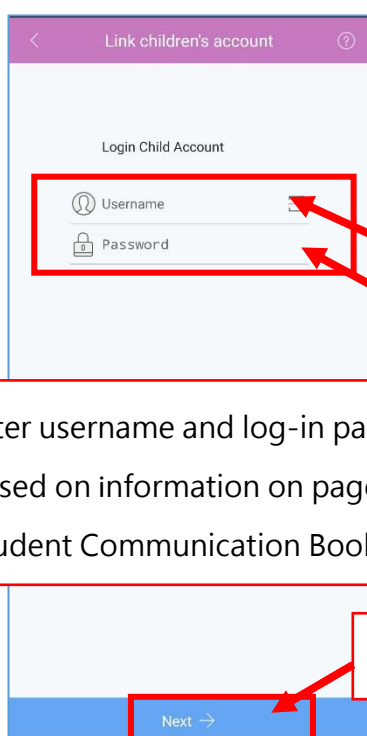
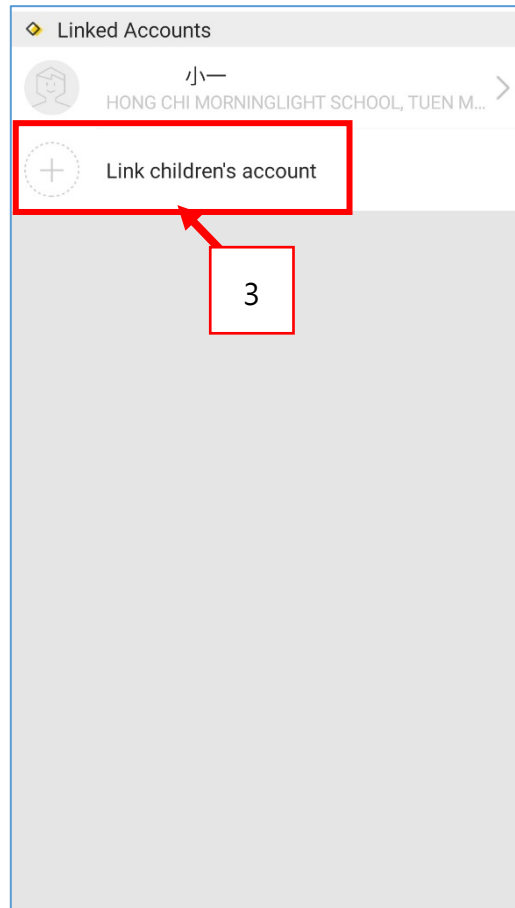
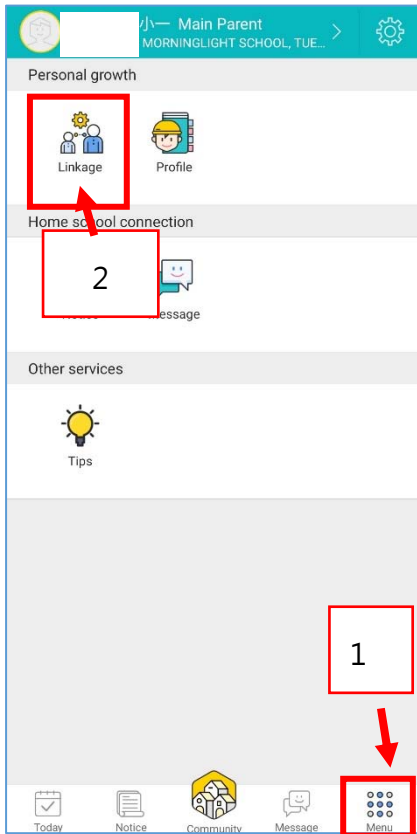
If parents' phone is verified, please reset password with the following steps.



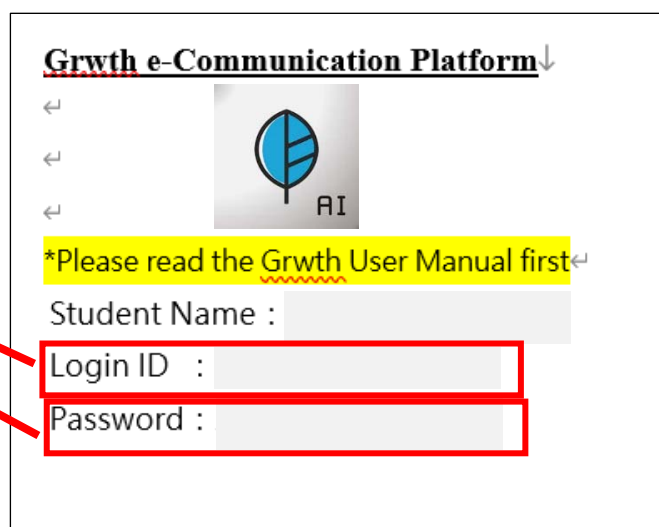


3. Switching accounts of children (applicable to parents who have more than 1 child studying at our school)

(i) Parents have to connect to the account of one child, and then you can switch to the account of another child.



4 Enter username and log-in password based on information on page 13 of Student Communication Book.



(ii) Parents can then switch accounts on “Today” or “Menu”



4. Other Enquiries

If parents have enquiries, you can get support from the below methods:

- i. Contact school technicians by calling school during school office hours
- ii. Contact Customer Service Center of Grwth platform (Tel: 3955 6600)
- iii. Browse the website of "Gwrth Support Center" <https://www.grwth.hk/>

Appendix 1: Steps to download APK file to install


GRWTH APP





For installation steps, please go to : <https://grwth.crunch.help/ac/installAPK>



Download GRWTH APK



1. **Open Browser and Search onelink.to/grwth**
2. The application will **download automatically**
3. User may need to enable **Unknown sources** in **setting** to install app.
4. The installed Version is the same with Google Version





Download GRWTH APK



1. Please Visit www.grwth.hk/app Via any Browser.
2. Choose **Chinese User**(Without GOOGLE PLAY)
3. User may need to enable **Unknown sources** in **setting** to install app.
4. The installed Version is the same with Google Version



Download GRWTH APK

ANDROID



Open browser First



Search onelink.to/grwth in Browser

The latest version of application will download automatically



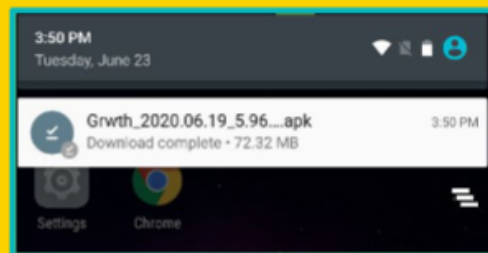
Download GRWTH APK

ANDROID



Click the file to install after the download finished

Some devices will block the installation. User should **enable install unknown sources**



Install blocked

For security, your tablet is set to block installation of apps obtained from unknown sources.

CANCEL SETTINGS



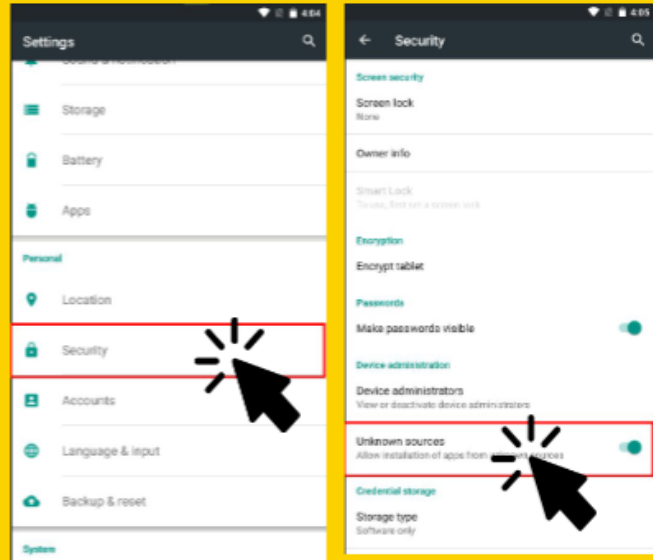


ANDROID

Enable Unknown Sources



Enable **[Unknown Sources]** under **[Security]** in setting
User just needs to enable once only.

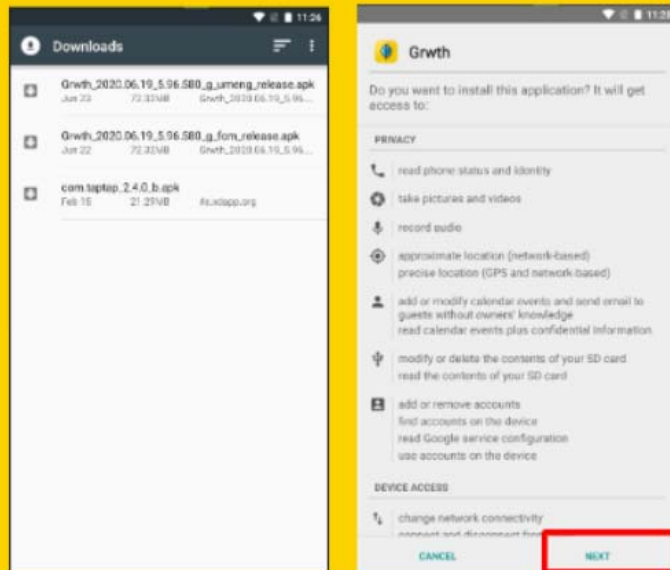


ANDROID

Go to **[Download]** after enable unknown sources

Click the download file to install

Read details and choose next and install





ANDROID

Install GRWTH App



User can login or register after the installation

User have to **download Apk again** when New GRWTH Version published

